

chicka-d



Catalog

chicka-d

Woman-owned and designed, premium essentials brand based in Austin, Texas.

Hey there! I'm Nesha Sanghavi, CEO and owner of chicka-d. We are a wholesale lifestyle apparel brand specializing in women's apparel, celebrating 14+ years in business!

I started the company in 2009 from my parent's garage with a mission to redefine women's collegiate apparel.

Fast forward to now, chicka-d is available in 2,000+ U.S. stores and has become a go-to essentials brand!



Nesha Sanghavi,
CEO & Owner

CHICKA-D WOMEN'S SIZE CHART

SIZES S - XL

| | | | | |
|-------|---------|---------|---------|---------|
| | SMALL | MEDIUM | LARGE | X-LARGE |
| SIZE | 2-4 | 6-8 | 10-12 | 12-14 |
| CHEST | 33"-34" | 35"-37" | 38"-40" | 41"-43" |

EXTENDED SIZES

Often called "curvy sizing", extended sizes are cut for a more fuller figured woman that wears a size 18 or larger.

| | | | |
|-------|---------|---------|---------|
| | 1X | 2X | 3X |
| SIZE | 18-20 | 22-24 | 26-28 |
| CHEST | 46"-48" | 50"-52" | 54"-56" |

Table of Contents

Fabric Collections

| | |
|---------------------|----|
| CORDED FLEECE | 4 |
| MINERAL WASH JERSEY | 6 |
| BURNOUT FLEECE | 8 |
| HEAVYWEIGHT FLEECE | 12 |
| COZY FLEECE | 13 |
| CLASSIC FLEECE | 14 |
| MELANGE JERSEY | 15 |

chicka-d

Corded Collection

The chicka-d corded styles are the hottest items on the market! Featuring a super soft, vintage wash corded fabric available in a wide range colors. Each style can cater to your customers' unique styles.

100% COTTON

320 GSM


S, M, L, XL

#470 CORDED BOXY PULLOVER



#24 - CHARCOAL

*textured
fleece*



#443 CORDED SWEATSHIRT



#13 - NAVY



chicka-d

Mineral Wash Collection

Combed ringspun cotton is the starting point for our premium lightweight tops. The mineral wash effect on the fabric adds a vintage, worn look in addition to a super soft handfeel. A variety of classic to trendy silhouettes comprise our lightweight jersey offerings.

100% COTTON

155 GSM

S, M, L, XL or
*S/M, L/XL

*#495 THE BAND TEE



#37 - GRAPHITE

vintage wash

S/M-
L/XL



#01 - WHITE



#38 - INK



#39 - CARDINAL



#41 - MERLOT



#45 - SUNFLOWER

#492 SHORT 'N SWEET TEE



#37 - GRAPHITE



#01 - WHITE



#38 - INK



#39 - CARDINAL



#41 - MERLOT



#43 - GRAPE

#455 THE BIG SHIRT



#41 - MERLOT



#01 - WHITE



#37 - GRAPHITE



#38 - INK



#39 - CARDINAL



#43 - GRAPE

chicka-d

Burnout Fleece Collection

Our luxuriously soft burnout wash fleece fabric is like no other. The high-low tones from the wash effect enhance the seaming details, raw edges and unique stitching.

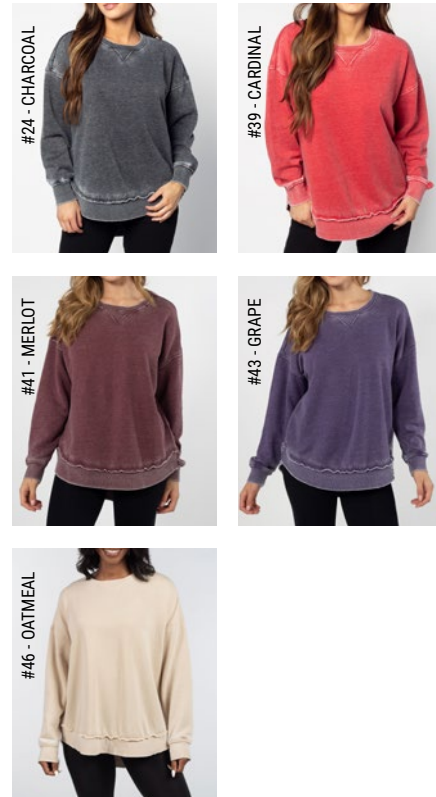
| |
|------------------------------|
| 60% COTTON, 40% POLYESTER |
| 270 GSM |
| S, M, L, XL |

#480 BURNOUT CAMPUS PULLOVER



#38 - INK

vintage wash



#24 - CHARCOAL

#39 - CARDINAL

#41 - MERLOT

#43 - GRAPE

#46 - OATMEAL



#39 - CARDINAL

#449 BURNOUT CAMPUS CREW SWEATSHIRT



#01 - WHITE

#02 - BURNT ORANGE

#06 - GOLD

#24 - CHARCOAL

#35 - LILAC

#38 - INK

#41 - MERLOT

#42 - COBALT

#46 - OATMEAL


#89 - BUBBLEGUM

#90 - CARIBBEAN

#46 - OATMEAL



#450 BURNOUT CAMPUS HOODIE



#451 BURNOUT CAMPUS SWEATPANTS



#24 - CHARCOAL



#482 BURNOUT EVERYBODY HOODIE



#46 - OATMEAL



#504 BURNOUT CAMPUS CROP



chicka-d

Heavyweight Fleece Collection

Inspired by the good old college days, this heavyweight cotton and polyester blend fleece is perfect for on-the-go or working from home.

| |
|------------------------------|
| 60% COTTON, 40% POLYESTER |
| 290 GSM |
| S, M, L, XL |

#496 OLD SCHOOL CREW



#497 SWEATSHORTS

#488 HAILEY SWEATSHIRT



#506 BAGGY SWEATPANTS

Cozy Fleece Collection

Luxuriously soft brushed hachi fabric perfect to round out any wardrobe. Perfect for transitional weather, the silhouettes work whether at home or around town.

| |
|---|
| 67% POLYESTER, 30% RAYON, 3% SPANDEX |
| 200 GSM |
| S, M, L, XL *1X, 2X, 3X |

*Extended sizes available in selected styles

#465 COZY TUNIC



*#426 COZY CARDIGAN



chicka-d

Classic Fleece Collection

Comfortable and classic heathered fleece with an extra smooth finish. These trendy but relaxed silhouettes are the perfect layering pieces for any season.

60% COTTON,
40% POLYESTER

270 GSM

S, M, L, XL
*1X, 2X, 3X

*Extended sizes available in selected styles

*#2113 BACK TO BASICS TUNIC



Melange Jersey Collection

Upgrade your everyday style effortlessly with our Melange Jersey styles. Designed with fashion-forward details, and crafted from a poly-cotton blend jersey - so soft, that it feels like it could melt in your hands.

60% COTTON,
40% POLYESTER

130 GSM

S, M, L, XL
*1X, 2X, 3X

*Extended sizes available in selected styles

*#2108 MUST HAVE TEE



*#2109 V-HAPPY JERSEY



